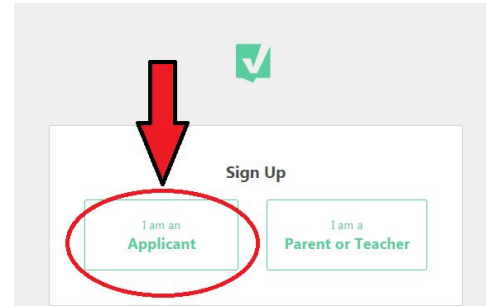
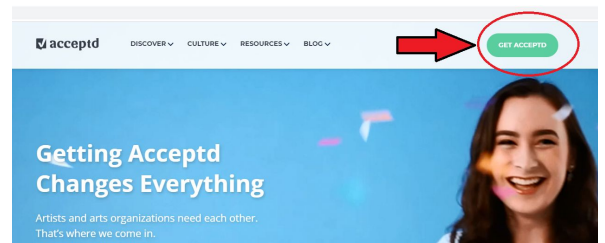
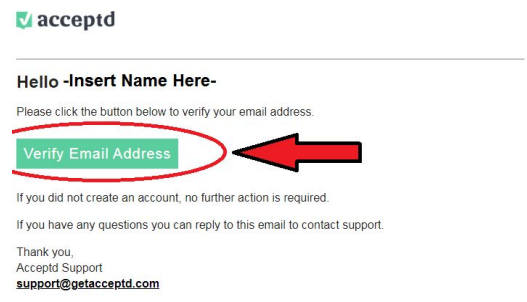


# Acceptd Instructions

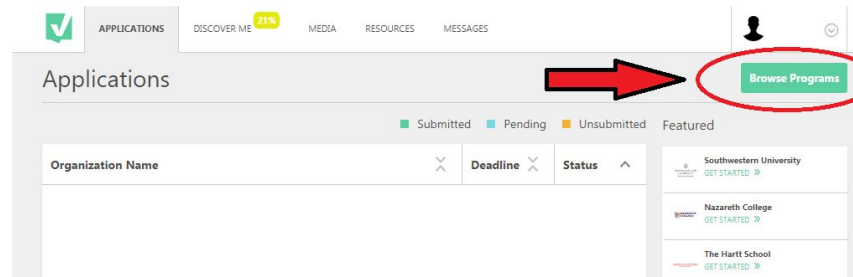
1. Go online to <https://getacceptd.com/>
2. If you already have an account, login. If not, create one by “get accepted”.
3. Sign up for an account following the instructions on the website.
4. Check the email you provided for a verification email from [<support@getacceptd.com>](mailto:support@getacceptd.com)
5. Click verify email address.



6. Login to your account using your new login credentials.



7. Click “Browse Programs” and type NC Folk Festival in the search bar at the top.



8. Click NC Folk Festival in your search results.
9. Select Program, and begin application.

